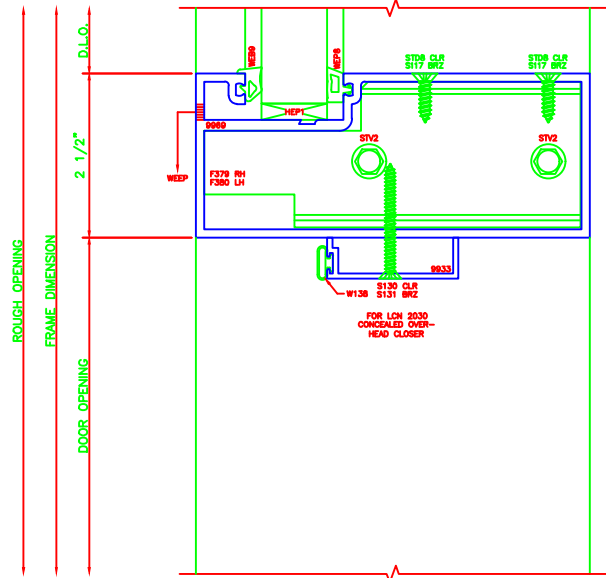
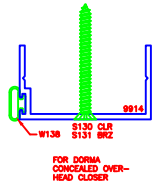


840	O.G. HORZ.
	5600 6"

ERASE NOTE:
OUTSWING HEAD FOR SURFACE CLOSERS



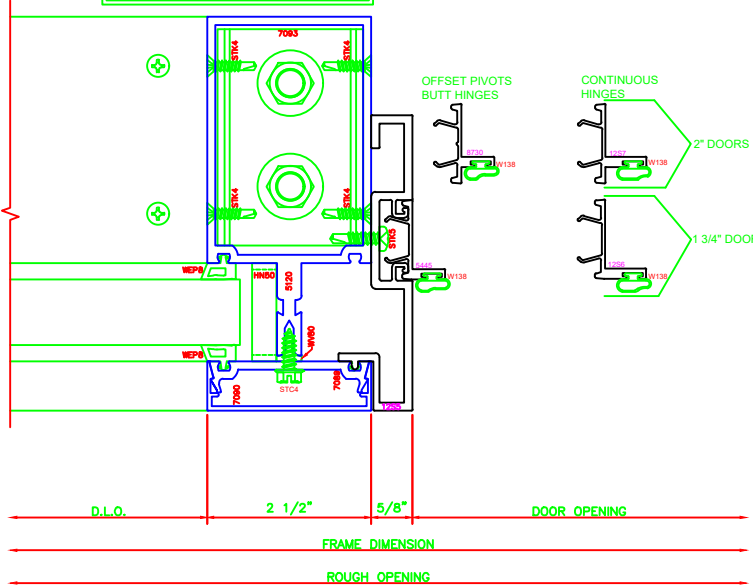
827	C.O.C. HEAD
	5600 6"



841	O.G. VERT.
	5600 6"

ERASE NOTE:
OUTSWING JAMB FOR OFFSET PIVOTS OR BUTT HINGE AS SHOWN, CONTINUOUS HINGE REQUIRES 12S6

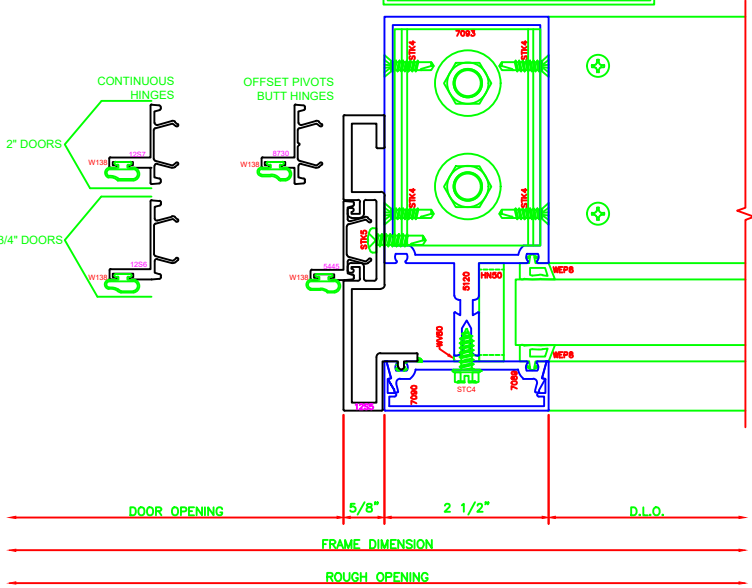
ERECTOR NOTE:
APPLY CONTINUOUS BEAD OF SEALANT AROUND SHEAR BLOCK PRIOR TO SETTING MULLION IN PLACE.



ERASE NOTE:
OUTSWING JAMB FOR OFFSET PIVOTS OR BUTT HINGE AS SHOWN, CONTINUOUS HINGE REQUIRES 12S6

842	O.G. VERT.
	5600 6"

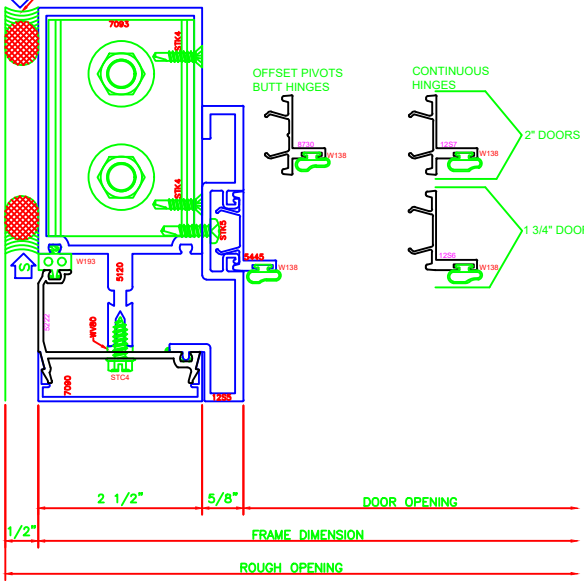
ERECTOR NOTE:
APPLY CONTINUOUS BEAD OF SEALANT AROUND SHEAR BLOCK PRIOR TO SETTING MULLION IN PLACE.



838	O.G. JAMB
	5600 6"

ERASE NOTE:
OUTSWING JAMB FOR OFFSET PIVOTS OR BUTT HINGE AS SHOWN, CONTINUOUS HINGE REQUIRES 12S6

ERECTOR NOTE:
APPLY CONTINUOUS BEAD OF SEALANT AROUND SHEAR BLOCK PRIOR TO SETTING MULLION IN PLACE.



ERASE NOTE:
OUTSWING JAMB FOR OFFSET PIVOTS OR BUTT HINGE AS SHOWN, CONTINUOUS HINGE REQUIRES 12S6

839	O.G. JAMB
	5600 6"

ERECTOR NOTE:
APPLY CONTINUOUS BEAD OF SEALANT AROUND SHEAR BLOCK PRIOR TO SETTING MULLION IN PLACE.

